

Siniša G. Minić

Sinisa.minic@pr.ac.rs

OBRAZOVNA TEHNOLOGIJA

ActivInspire software

Uvod

- ActivInspire software je program pomoću kojega prosvetni radnici (ucitelji, nastavnici i profesori) lakše obrađuju planirane nastavne jedinice po planu i programu. Time se omogućava da što lakše prenesu znanje deci.
- Realizacija nastavnih jedinica se obavlja pomoću nastavnih sredstava i to: 1) ActivInspire program i 2) Smartboard (pametne table)
- Na taj način deca aktivno učestvuju u realizaciji nastavne jedinice. Ovaj program omogućuje i pospešuje veću pažnju kod učenika, dok sa druge strane pomaže učeniku da lakše i bolje savlada teže lekcije. Prema analizi učinka, program ActivInspire povećava pažnju učenika do 30 %.

Uvod

- Učitelji, nastavnici i profesori koji nastoje da poboljšaju i modernizuju aktivnosti u učionicama, sve više koriste tehnološka rešenja koja nisu ograničena samo na primeni računara ili projektora.
- ActivInspire u sebi sadrži stotine besplatnih alata koji služe za poboljšanje prezentacija. ActivInspire program koji se može preuzeti sa Promethean Planet sajta, ukazuje da na ovom sajtu postoji dosta dodatnih resursa među kojima su razne nastavne jedinice, multimedijalne prezentacije i online tečajevi.
- Rad sa ovakvim interaktivnim alatima u organizovanju lekcije koristi nastavnom kadru jer pruža veće mogućnosti kako za predavača tako i za učenike, povećava efikasnost učenja, delotvoran je i prikladan, pomaže u upravljanju školskim časom.

O programu (Windows)

- **Operativni sistem:**
 - Windows 7 - 8.1,
 - Mac OS X 10.7 - 10.10
 - Linux Ubuntu 12.04 (32-bit)
- **Preporučena konfiguracija:**
 - 2.0 GHz Intel Core 2 Duo or faster for HD-quality videos
 - 1GB of RAM is required to play
 - HD-quality videos
 - 1024 x 768 resolution
 - 1.5 GB of free disk space
- **Minimalni zahtevi:**
 - Pentium 4 – 1Ghz (800MHz for Vista)
 - 512MB of RAM
 - 1024 x 768 resolution
 - 1.5GB of free disk space

O programu (Linux)

- **Linux preporuka:**
 - 2.0GHz processor or faster
 - for HD-quality videos
 - 1GB of RAM is required to
 - play HD-quality videos
 - 1024 x 768 resolution
 - 1.5GB of free disk space
- **Minimalni zahtevi:**
 - 1Ghz processor
 - 512MB of RAM
 - 1024 x 768 resolution
 - 1.5GB of free disk space

Specifikacija programa

- Upotreba olovke i mogućnost dodira
- Upotreba raznih operativnih sistema
- Intuitivno učenje
- Jednostavno, brzo kreiranje lekcija
- Integracija i implementacija drugih IKT (tablet, mobilni telefon, laptop)
- Integracija vizualne prezentacije
- Dostupnost velikog izvora informacija
- Dostupnost rada na raznim jezicima sveta

Instalacija programa

I korak

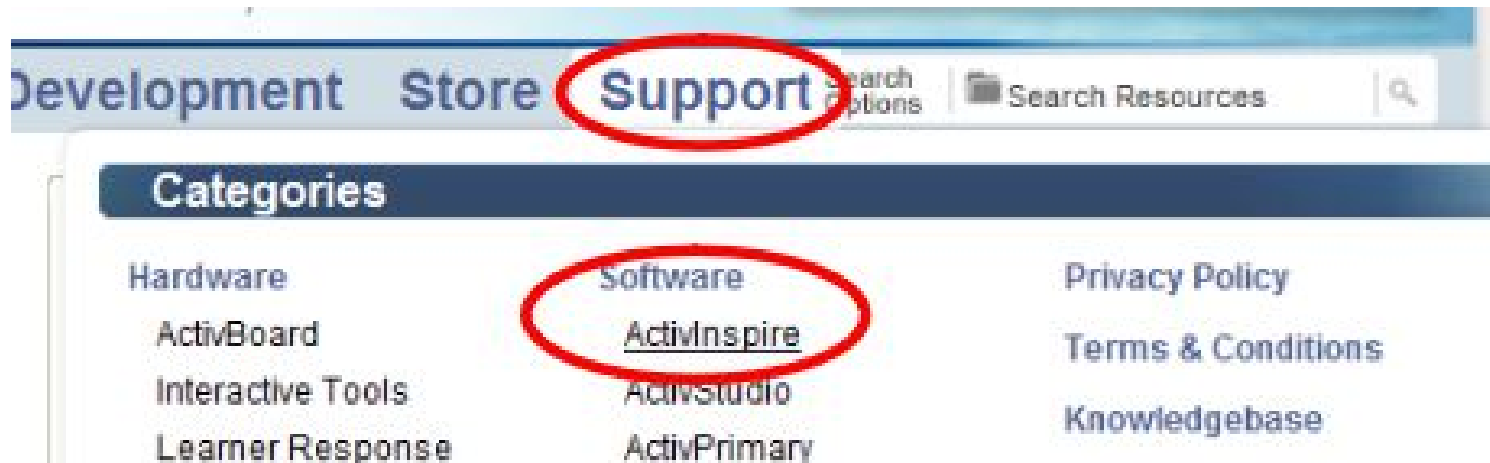
- Mora se postati član web stranice (slobodno je učlanjenje).
- Treba ispuniti podatke: korisničko ime i lozinku.



Instalacija programa

II korak

- Na sajtu treba kliknuti na *ActivInspire/Softver Support* i zatim selektovati *ActivInspire* ispod *Software*.




Instalacija programa

III korak

- Pritisnuti na "Download ActivInspire".

Home ▶ Support ▶ Software ▶ ActivInspire



ActivInspire

Make your classroom and ActivClass teaching and learning software design whiteboards.

ActivInspire is a cross-platform, single so winning ActivPrimary and ActivStudio wh

Developed by teachers for teachers, Acti most familiar interface.

Featuring quick lesson development and customisation that enables multiple profiles to ActivInspire is fully compatible with all major operating systems, including Windows, M

Other key features include a library of resources, backgrounds, images, shapes and i Promethean Planet.

ActivInspire offers straightforward navigation and an innovative toolbar that updates i Improving on existing functionality, teachers can now integrate media players, images, different interactive whiteboard software or programs such as Microsoft PowerPoint'

Now available in 30 languages!

- [Download ActivInspire](#)

Instalacija programa

IV korak

- Izabrati jezik.

Welcome to **A**

UK English

US English

Deutsch

|

Français

Italiano

Português
(Portugal)

π

Instalacija programa

V korak

- Izaberati operativni sistem.

ActivInspire Download

This download is for new users of ActivInspire. If you have an existing version of ActivInspire, to via the Dashboard.

Windows	Mac
 ActivInspire RESOURCE PACK FOR WINDOWS	 ActivInspire RESOURCE PACK FOR MAC
 DOWNLOAD VERSION 1.4	 DOWNLOAD VERSION 1.4

Instalacija programa

VI korak

- Ispuniti anketu i na dnu pritisnuti dugme kako bi se poslao obrazac.

Please fill in the fields below to continue your download.

Fields marked with an asterisk (*) are required fields.

Number of students in school or district
Please Select ▼

Do you currently own Promethean hardware?*
 Yes No

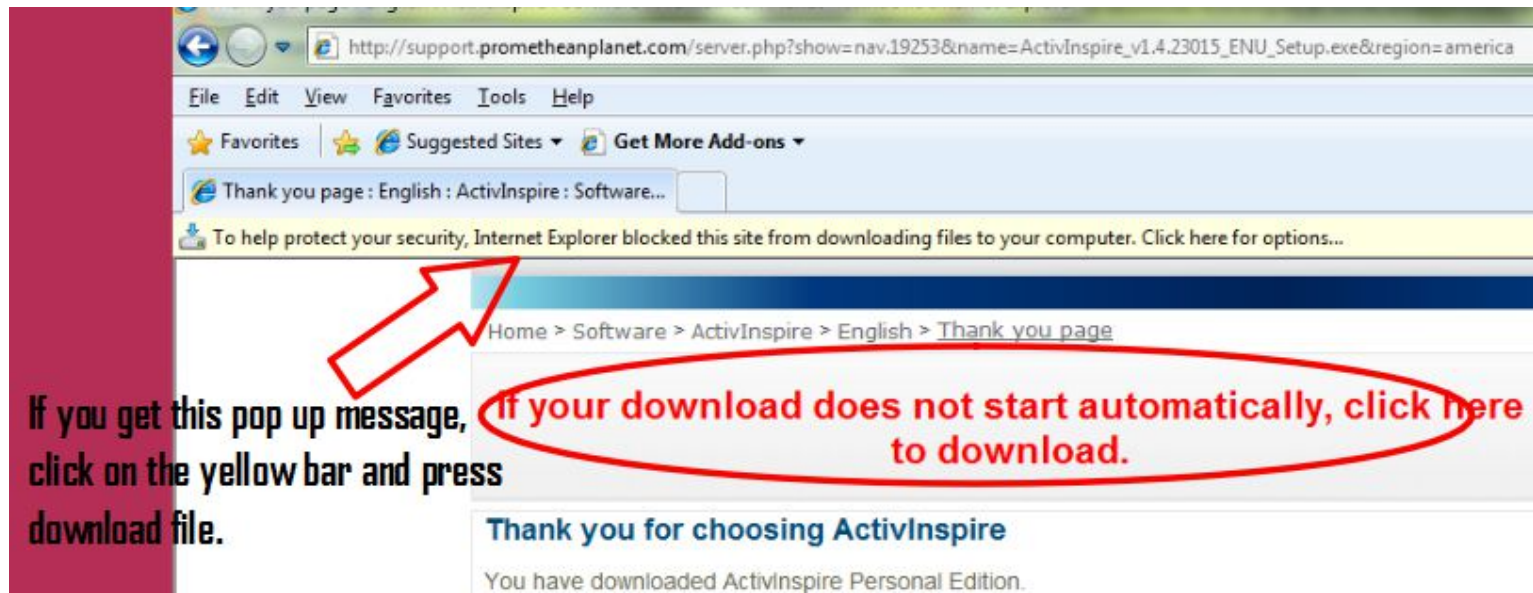
Do you currently own Promethean software?*
 Yes No

What brand of Interactive whiteboard do you currently use (tick all that apply)*
 Promethean SMART Hitachi elnstruction/GTCO
 None Other (please specify)

Instalacija programa

VII korak

- Pritisnuti crvenu poruku kako bi se preuzeo program. Ako se pojavi žuta traka na vrhu, kliknuti na nju i odabrati je, a zatim preuzeti datoteku.



The screenshot shows an Internet Explorer browser window. The address bar contains the URL: http://support.prometheanplanet.com/server.php?show=nav.19253&name=ActivInspire_v1.4.23015_ENU_Setup.exe®ion=america. The browser menu bar includes File, Edit, View, Favorites, Tools, and Help. Below the menu bar, there are links for Favorites, Suggested Sites, and Get More Add-ons. A yellow security warning bar is visible, stating: "To help protect your security, Internet Explorer blocked this site from downloading files to your computer. Click here for options...". Below the warning bar, a blue bar contains the text: "Home > Software > ActivInspire > English > Thank you page". A red arrow points to a small blue button with a white download icon. Below the button, the text reads: "Thank you for choosing ActivInspire" and "You have downloaded ActivInspire Personal Edition.".

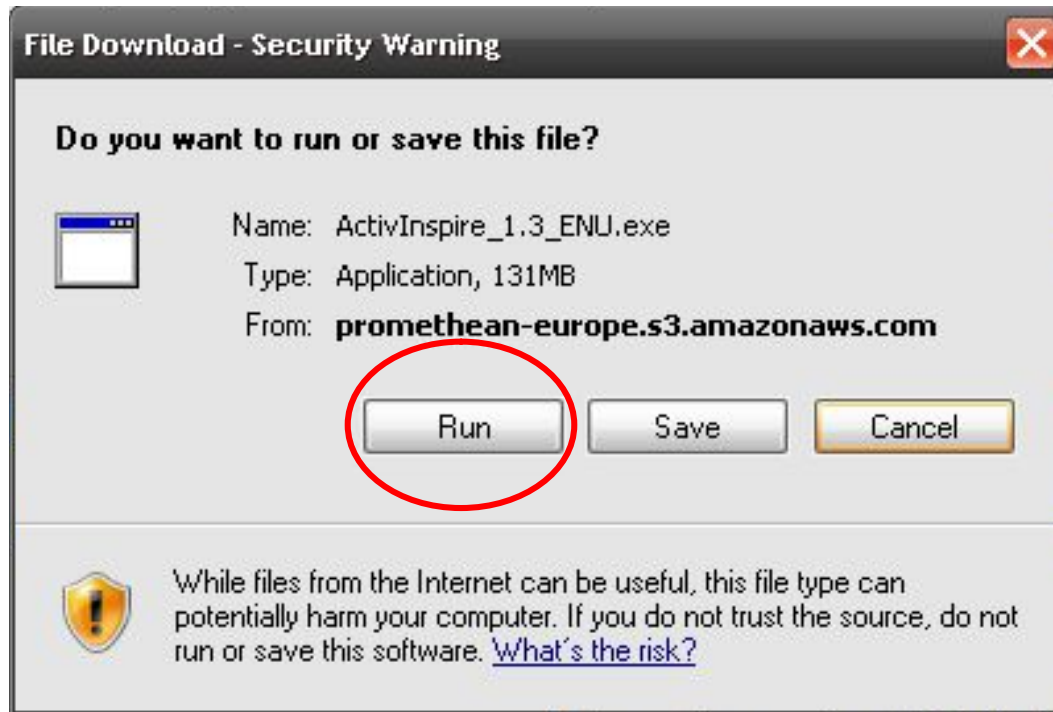
If you get this pop up message, click on the yellow bar and press download file.

If your download does not start automatically, click here to download.

Instalacija programa

VIII korak

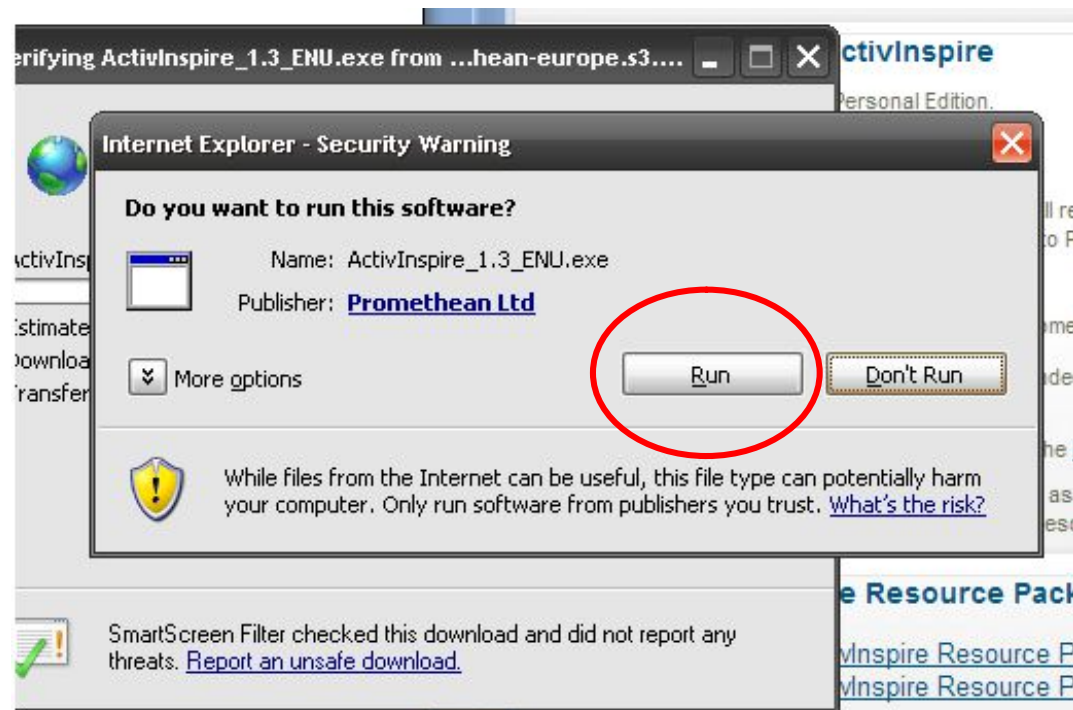
- Preuzimanje, pokretanje spremljene datoteke biće automatski izvršeno.



Instalacija programa

IX korak

- Nakon preuzimanja datoteke, dva puta kliknuti na "Run" (Pokreni).
- Nakon instaliranja na radnoj površini se pojavljuje ikonica za ActivInspire.



Instalacija programa

X korak

- Pokrenuti program s radne površine i pri tome se otvara prozor za pristup Promethean-ovom licencnom ugovoru.

Promethean License Agreement

Please enter your license information. If you do not have a valid serial number ActivInspire will run in Personal Edition only.

License information

User Name

Organisation

Serial number

PROMETHEAN

SOFTWARE LICENCE AGREEMENT: PERSONAL LICENCE ("Licence")
For ActivInspire ("the Software")

TERRITORY: The country in which your primary residence is located.

This Licence is entered into between the end-user ("You" or "Licensee") and Promethean Limited ("Promethean"). By agreeing to the terms of this License in the manner set forth below, You have agreed to install and use the Software on the terms and conditions set forth herein.

I accept the terms of this license

Run Personal Edition Buy Now 60 Day Trial **OK**

Welcome to ActivInspire

To get up and running more quickly, your copy of ActivInspire can be customised to look and feel more like your current authoring and presentation software

Which of the applications listed below are you most familiar with?

Promethean ActivStudio

Promethean ActivPrimary

Other Applications (such as Powerpoint)

Continue

For ActivInspire ("the Software")